



student's books

smart junior



Get Smart with

smart junior

Smart junior is a primary course that follows the **modular** approach and the requirements of the Common European Framework of Reference.

COURSE FEATURES:


- Well-balanced modules
- Units with **songs, stories, factual texts**
- A variety of activities (**listening, speaking, games**, short **writing** activities with **grammar** practice and **hands on** activities)
- Revision units
- Comic-strip stories
- Smart world (cross-cultural information)
- Smart time (cross-curricular learning)
- Board games
- A play
- Portfolio with projects
- Pronics Activities



Interactive
Whiteboard
material




Components for students



Student's Book



Full-colour
Workbook & Audio
CD/CD-ROM



Grammar
and Vocabulary



Alphabet Books



DVD Activity
Book


Components for teachers




Teacher's Book with reduced-size
student's pages, also including
tests & portfolio with projects



Flashcards



Grammar and Vocabulary
Teacher's Book



Class CDs



Teacher's Resource
CD/CD-ROM including
tests and extra material



DVD



Posters

CONTENTS SMART JUNIOR 1

	GRAMMAR	VOCABULARY
Module 1	Hello	I'm (Betty). What's your name? My name's (Ron). Greetings Numbers 1-5
SMART TIME 1		
Module 2	School	What colour is it? (Blue). What's this? It's a (pen). What's that? It's an (apple). Is it a (computer)? Yes, it is. / No, it isn't. Colours Classroom objects
SMART WORLD 1		
Module 3	Family and friends	Who's that? It's my (mother). This is my (dog). Is that your (sister)? Yes, it is. / No, it isn't. Family Pets
SMART TIME 3		
Module 4	You and me	How old are you? I'm (six). Are you (happy)? Yes, I am. / No, I'm not. (He)'s (thin). Is (she) (sad)? Yes, (she) is. / No, (she) isn't. Numbers 6-10 Adjectives
SMART WORLD 4		
Module 5	Toys and games	(Stand up). I have got a (kite). I haven't got a (ball). Have you got a (robot)? Yes, I have. / No, I haven't. Actions Toys
SMART TIME 5		
Module 6	My body	(Touch your nose). (She) has got (two legs). (He) hasn't got (big feet). Has (it) got (three eyes)? Yes, (it) has. / No, (it) hasn't. Parts of the face / body
SMART WORLD 6		
Module 7	Food	I like (apples). I don't like (beans). Two (bananas), please. Here you are. Thanks. Food
SMART TIME 7		
Module 8	My house	Where's the (ball)? It's (in) the wardrobe. Where are the (shoes)? They're (under) the table. His (shoes are green). Her (shirt is yellow). Rooms of the house Prepositions of place Furniture Clothes
SMART WORLD 8		

CONTENTS SMART JUNIOR 2

	GRAMMAR	VOCABULARY
Module 1	We're back!	Spell ('book'). My name's (Meg). What's your name? I'm (Jack). What's this? It's a (bag). What's that? It's a (rubber). What are these? They're (apples). What colour is it? It's (red). Greetings Numbers 1-10 Classroom objects Colours
SMART TIME 1		
Phonics Bb/b/		
Module 2	Party time!	How many (dolls)? (Two) (dolls). Happy birthday, (Meg). This is for you. Thank you. What are these? They're (lollipops). What colour are they? They're (pink). Are they (lollipops)? Yes, they are./No, they aren't. Toys Party items Colours
SMART WORLD 2		
Phonics Ll /l/		
Module 3	Home and family	Who's that? It's my (sister). This is my (grandmother). Where's the (puzzle)? It's on/in/under the (wardrobe). Where are the (balls)? They're (on) the (sofa). Family and friends Toys Items in a house
SMART TIME 3		
Phonics Ff /f/		
Module 4	Friends	(I)'ve got (eleven kites). Have you got a pet (cat)? Yes, I have./No, I haven't. (He) has got (fair hair). (She) has got (big ears). Numbers (11-15) Pets Appearance Parts of the face
SMART WORLD 4		
Phonics Tt /t/		
Module 5	Animals	How many (monkeys) can you see? I can see (three) monkeys. Can you (swim)? Yes, I can./No, I can't. It can/can't (talk). Animals Actions
SMART TIME 5		
Phonics Pp/p/		
Module 6	My town	There is a (park). There are (two restaurants). Is there a (zoo) in your town? Yes./No. Places
SMART WORLD 6		
Phonics Ss/s/		
Module 7	My favourite food	What's your favourite food? I like (meat). I don't like (chips). I want (fruit). I don't want (cola). Food and drinks
SMART TIME 7		
Phonics ch/t/		
Module 8	Clothes	(I'm) wearing (jeans). Is (she) wearing (glasses)? Yes, (she) is./No, (she) isn't. Clothes
SMART WORLD 8		
Phonics Jj/dz/		

CONTENTS SMART JUNIOR 3

Module 1

GRAMMAR			VOCABULARY		
Hello UNIT 1	Hello-Goodbye What's your name? I'm... How old are you? I'm...		Greetings Numbers 1-10 Colours		
At school UNIT 2	Who's that? That's my... What's this? It's a... What's that? It's a...		People School Classroom objects		

Module 2

SMART WORLD 1					
SMART TIME 1					
REVISION UNITS 1 and 2					
Let's play UNIT 3	Imperatives Is it a...? Yes, it is. / No, it isn't. This is a.../ These are... (plurals)		Actions Animals Nature		
I'm a man UNIT 4	I'm a... / You're a... He's / She's / It's a... We're / They're...		People Jobs/Professions		

Module 3

SMART WORLD 2					
SMART TIME 2					
REVISION UNITS 3 and 4					
That's me UNIT 5	Are you + adjective? Yes, I am. No, I'm not. You aren't + adjective. Is he / she / it ...? Yes, he / she / it is. No, he / she / it isn't. Are we/they ...? Yes, we / they are. No, we / they aren't.		Feelings Appearance Sea creatures		
I can play tennis UNIT 6	I / he / she / it can... We / They can / can't... Can you...? Yes, I can. / No, I can't.		Actions Abilities		

Module 4

SMART WORLD 3					
SMART TIME 3					
REVISION UNITS 5 and 6					
BOARD GAME 1					
You've got big ears UNIT 7	I've got / You've got... He's / She's / It's got... Have you got...? Yes, I have. / No, I haven't.		Face and body Family		
Where's Toto? UNIT 8	Where's ...? Prepositions of place We've got / They've got		Rooms Furniture Toys		

Module 5

SMART WORLD 4					
SMART TIME 4					
REVISION UNITS 7 and 8					
I like apples UNIT 9	Present Simple I like / I don't like... Do you like ...? Yes, I do. No, I don't. What's the time? It's ...		Food Time Numbers 11 and 12		
There's a zoo UNIT 10	There's / are Is / Are there ...? Yes, there is / are. No, there isn't / aren't. Plurals How many...?		Town Musical instruments Numbers 13-20		

Module 6

SMART WORLD 5					
SMART TIME 5					
REVISION UNITS 9 and 10					
A tall hat UNIT 11	Present Progressive		Clothes Actions		
Goodbye UNIT 12	Revision		Days of the week Weather		

SMART WORLD 6					
SMART TIME 6					
REVISION UNITS 11 and 12					
BOARD GAME 2					
PLAY 'Pot of Gold'					
CUT OUTS					

CONTENTS SMART JUNIOR 4

Module 1

GRAMMAR			VOCABULARY		
HELLO					
It's a robot UNIT 1	be can		Colours Adjectives Ability		
Family UNIT 2	Have got a/an Whose...?		Family Appearance Parts of the body Possessions		

Module 2

SMART WORLD 1					
SMART TIME 1					
REVISION UNITS 1 and 2					
Flying UNIT 3	Present progressive		Actions Time		
Help! UNIT 4	Imperative Possessive adjectives		Actions Jobs/Professions Souvenirs		

Module 3

SMART WORLD 2					
SMART TIME 2					
REVISION UNITS 3 and 4					
Life UNIT 5	Present simple Adverbs of frequency What's the time? It's ...		Everyday habits Time Animals Body		
Time UNIT 6	Present Simple		Everyday habits Days of the week Months Ordinals Seasons		

Module 4

SMART WORLD 3					
SMART TIME 3					
REVISION UNITS 5 and 6					
BOARD GAME 1					
Places UNIT 7	Prepositions of place How much...?		Places Clothes Numbers 20-100 Presents Directions		
The basket UNIT 8	Some - Any		Cutlery Food		

Module 5

SMART WORLD 4					
SMART TIME 4					
REVISION UNITS 7 and 8					
She's tall UNIT 9	Object pronouns like + verb + ing must/mustn't		Adjectives Free time activities Sports		
Faster UNIT 10	Comparative Superlative		Adjectives World facts		

Module 6

SMART WORLD 5					
SMART TIME 5					
REVISION UNITS 9 and 10					
He was scary UNIT 11	was - were Past simple: regular		Actions Animals History		
Plans UNIT 12	Past simple: irregular Going to		Predictions Plans		

SMART WORLD 6					
SMART TIME 6					
REVISION UNITS 11 and 12					
BOARD GAME 2					
PLAY 'The fairy tale birthday'					
CUT OUTS					

CONTENTS SMART JUNIOR 5

STRUCTURES		VOCABULARY
Module 1	People Information Questions (What, Where, When) Present Simple vs Present Progressive Past Simple Future <i>going to</i>	Words related to occupations: author, artist, reporter, newspaper, article, painting, interview, autograph Adjectives: serious, well-known, fantastic, famous Words related to holiday: go hiking, go climbing, go camping, buy souvenirs Verb: sell Nouns: drawing, neighbour, award, cartoon
Module 2	Exploring The verb <i>could</i> Past Progressive Past Simple - Past Progressive Time clause (when)	Actions: rollerblade, type, send an e-mail, count, play the drums, fight Verbs: explore, look for, dig, relax, knock, hold, hear Nouns: palm tree, rock, picnic, chest Exploration: voyage, captain, iceberg, map
SMART WORLD 1		
Module 3	Try hard Comparative forms as + adjective + as Superlative forms Which Adverbs of manner Comparison of adverbs	Nouns: continent, the underground, bungee jumping, skyscraper, portrait, line, athlete, medal, winner, ring, mascot Verbs: practise, train, light a flame Adverbs of manner: hard, softly, deep Water sports: scuba diving, parasailing, surfing, water-skiing Features of nature: wave, air Units of measurement and time: metres (m), centimetres (cm), minutes (min), seconds (sec)
Module 4	Up high Relative pronouns: who, which, that	Nouns: hole, tiny, MP3 player, mammals, insect, washing machine, machine, person, thing Verbs: hunt, use, direct, invent, take place, dry Adverb: backwards Occupations: stuntman, window washer, director, actress Adjectives: empty, dirty Food: pie Cookware: pan The myth about Icarus: inventor, feather, wax, melt, drown
SMART TIME 1		
Module 5	It's natural much / many / a lot of / lots of / a few / a little How much...? How many...? How long...? Both / Neither	Words related to plants: soil, seed, greenhouse, root, sunlight Verbs: add, grow, cut down, disappear, build Words related to bees: beekeeper, beehive, honey, sting, honeycomb, nectar Words related to animals: endangered species, deer Measurement: weight, pound, length Adjectives: spotted, extinct, male, female Words related to the world around us: environment, turn off, tap, organisation, road, oxygen, wood Food: nuts
Module 6	One and all Compounds of some / any / no / every	Nouns: channel, remote control, TV guide, mechanic, information Words related to theatre: stage, performance Words related to competition: talent, balance, hide, competition
SMART WORLD 2		
Module 7	Let's help The adverb <i>Maybe</i> Future <i>will</i>	Verbs: raise money, reach, put away, lift, come true, cheat, lie, make fun of Nouns: karaoke, go-karting, raffle tickets, big wheel, pills, vitamins, transport, chores, wish, illness, modern buildings, charity, friendship, share, myth, legend Adjective: second-hand
Module 8	What's up? Prepositions of movement Directions The verb <i>May</i> like / love / enjoy / hate + <i>-ing</i> form	Nouns: bridge, windmill, tunnel, hill, manners, rules, seat, feeling, line, wax model, politician, fashion model, staff Verbs: respect, borrow Adjective: amazed Hobbies: drama class, arts and crafts, play the violin, backpacking Places: chemist, fire station, post office
SMART TIME 2		

CONTENTS SMART JUNIOR 6

	STRUCTURES	VOCABULARY
Module 1	School and work	<p>Words related to leisure activities: spare time, hobby, make model..., collect comic books</p> <p>Adverb: early</p> <p>Chores: dust, take the kids to school, mop, iron</p> <p>Verbs: check e-mail, deliver letters, change, order, look after, train, sew</p> <p>Nouns: office, postman, typist, team, band, babysitter, concert, furniture, factory, stick, problem</p> <p>Adjectives: naughty, strict, friendly</p>
Module 2	Faces and places	<p>Materials: cotton, leather, straw</p> <p>Adjectives: colourful, polite, impolite</p> <p>Nouns: sandals, cloth, classmates, waltz, chat room, tradition, chopsticks, gift, wrapping paper, formal dinner, dessertspoon, napkin, lap, snow sculpture, slide, lorry, statue, maze, tower</p> <p>Actions: shake hands, hug, kiss on the cheek, light up</p> <p>Phrase: be on time</p>
SMART WORLD 1		
Module 3	Adventures	<p>Nouns: parents, dream, experience, contest, eagle, climbing boots, nest, helmet, mountain, trip, Boy Scout, nature, badge, uniform, first aid, dummy, studio, wild animals, delivery boy, special effects</p> <p>Verbs: try, win, travel, remember, scream, survive</p> <p>Adjectives: different, haunted</p> <p>Adverb: outside</p> <p>Outdoor activities: rock climbing, white-water rafting, horse riding, make a shelter, cook over a campfire</p>
Module 4	Material world	<p>Materials: silk, wool, silver</p> <p>Jewellery & accessories: belt, chain, ring, watch</p> <p>Body part: neck</p> <p>Nouns: mixture, ingredients, flavour, teapot, headphones, telescope, sponge, pot, scissors, toothbrush, note, stone, shapes, credit card</p> <p>Verbs: mix, freeze, melt, produce, become, look like</p> <p>Food and drink: coffee, corn, avocado, vanilla</p> <p>Adjectives: amazing, round</p>
SMART TIME 1		
Module 5	Looking back	<p>Words related to prehistoric times: animal skin, humans, mammoth, spear, barefoot, thousand, prehistoric</p> <p>Places: neighbourhood, garden, flat, hotel, grocer's shop, motorway</p> <p>Adjectives: huge, quiet, luxury</p> <p>Verbs: show, hang out, cheer up, miss, surf the Net, miss, care</p> <p>Means of transport: carriage, streetcar</p> <p>Nouns: population, laptop, band, trumpet, pocket money, country, entertainment, cocoa</p> <p>Words related to the Aztecs: canal, lake, warrior, jaguar, chilli peppers, century, capital, exist, enemy</p>
Module 6	The four corners of the Earth	<p>Words related to the poles: polar bear, West, North, East, South, pole</p> <p>Adverb: lonely</p> <p>Verbs: believe, search, shout, push</p> <p>Nouns: top, bottom, middle, storm, rope, sailing boat, hot-air balloon, jeep, mountain biking, tour, clue, fountain, submarine, university, temple, frog</p> <p>Adjectives: slippery, rough, calm, seasick, alone, large, poisonous, tiring, safe</p> <p>Words related to the Amazon Rainforest: tropical rainforest, frog, climate, temperature</p> <p>Numbers: million</p>
SMART WORLD 2		
Module 7	Fine arts	<p>Nouns: sculptor, circle, square, art gallery, member, fan club, building, garden, steel, brick, sphere, architect, view, microwave, acrobat, exhibition, show, magician, clown, security guard, guide, pottery</p> <p>Adjective: talented</p> <p>Kinds of music: pop, rock, jazz, hip hop, classical</p> <p>Verbs: sculpt, hold, sign, design, heat, connect, whisper</p> <p>Phrases: do tricks, stay close, play a trick</p>
Module 8	Go green!	<p>Verbs: destroy, pollute, bring, grow up, save, hurry up, protect, kill, breathe, turn into, plant trees, smile, cheat, copy</p> <p>Nouns: land, environment, shore, seal, fin, pollution, fumes, acid rain, public transport, bicycle lane, traffic, health problem, government, solar panel, judge, garage, starting line, energy</p> <p>Adjectives: alive, harmful, excited, fair</p> <p>Adverbs: less, instead, suddenly</p>
SMART TIME 2		

SAMPLE PAGES FROM **SMART JUNIOR 2 - STUDENT'S BOOK**
 Lessons focusing on presenting new language

Vocabulary presented with clear illustrations

speaking activity to practice new language

5a Animals

1 Find and stick. Listen to the song and match. Then sing.

How many **monkeys** can you see?
 I can see
 Ten monkeys, ten monkeys.

How many **parrots** can you see?
 I can see
 Eight parrots, eight parrots.

How many **hippos** can you see?
 I can see
 One hippo, no, two hippos.

1. Turn to the back of the book, find the appropriate stickers and stick them in the picture. Listen to the song and match the words in red to the corresponding animal. Then sing the song.

catchy song introducing new language

2 Listen and match.

3 Play.

11 8 3 15

2. Listen to the CD and match the animals to the correct number.
 3. In groups, draw different animals on a piece of card / white paper. Stick two drawings on the board and play in two groups.

SAMPLE PAGES FROM SMART JUNIOR 2 - STUDENT'S BOOK
 Lessons focusing on presenting new language

listening activity

5b

swim run talk fly

1 Listen, point and repeat.

Wow! Hello!

Hello!

Can you talk?

Yes, I can.

2

3

Yes, I can... Achoo!

Can you fly?

Yes, I can.

4

Cody. It's you!

Cody. It's you!

1. Listen to the dialogue, point to the corresponding frame and repeat each sentence.

2 Listen and circle a or b.

1 a b

2 a b

3 a b

4 a b

3 Tick (✓) or cross (X). Then ask and answer.

Can you swim?

Yes, I can.

Can you swim?

Yes, I can.

You friend

You

talk

swim


run

fly


2. Listen to the CD and circle one of the two pictures.
 3. Place a tick (✓) for the actions you can do and a cross (X) for the ones you can't do. Then ask and answer with your partner, as in the example.

SAMPLE PAGES FROM SMART JUNIOR 2 - STUDENT'S BOOK
 Lessons focusing on presenting new language


5c




elephant



penguin




crocodile



jump


1 Listen, point and repeat.

Wild animals




1

This is a crocodile.
It can swim.




2

This is a parrot.
It can fly and talk, too.



3


This is an elephant.
It can run.




4

This is a penguin.
It can jump.


2 Listen and number (1-4).




a



b




c




d

3 Guess.

It can talk.



It's a parrot.



2 Listen to the CD and number the pictures according to what each animal can do.
3. In pairs, take turns to say what each animal can do and guess the animal.

factual text
presenting
aspects of the
real world

SAMPLE PAGES FROM SMART JUNIOR 2 - STUDENT'S BOOK
 Lessons focusing on consolidating previously taught language

cross-curricular learning

5

Project

- 1 Make an animal mosaic.




- 2 Show and tell.



presentation of projects recycling language in an authentic and meaningful way

This is my lion.
 It can run, jump and swim.
 It can't fly.

1. Draw an animal, cut different shapes out of coloured card and glue them on the animal.


2. Present your animal mosaic by saying what it can/can't do.

smart time



SCIENCE

1 Read and find the way to the lake.



1. Read the sentences and follow the animal that each one describes. The animals will lead you to the correct path to the lake.

list of objectives, vocabulary and structures introduced in each lesson

5b

Aim To identify actions, to ask and answer questions about ability.

Vocabulary swim, run, talk, fly

Structures Can you swim? Yes, I can./No, I can't.

Revision

- Play the song *Animals* from the previous lesson (SB p.42, Track 3) and encourage Ss to sing along.
- Ask Ss to mime the animals while they're singing the song.

Warm up

- Pretend you are swimming and say *swim*. Get Ss to repeat the word and mime the action at the same time.
- Do the same with the rest of the verbs (talk, run, fly).

Stick the flashcards of the actions on the board, point to each one and encourage Ss to say the action depicted on them and mime it at the same time.

Vocabulary Track 5

- Point out the actions in the vocabulary section on page 44. Play the CD a few times, and have Ss point to them and repeat.
- Say the actions again in random order and have Ss repeat and point.

1

Track 6

- Have Ss look at the presentation and ask them what animals they can see (a parrot and Cody).
- Ask Ss (in L1) to tell you what they think is happening, and to sing a song at the end of the presentation.

The children think that the parrot can talk but it's Cody who is actually talking. The children realise that it's Cody who accidentally sneezes and the parrot repeats (Meg).

- Point to the bubbles and have Ss say what they play the CD.
- Play the CD once more, pausing after each sentence for Ss to repeat.
- Model acting out the dialogue with three Ss. Choose four Ss to act it out for the class. Then have Ss act out the dialogue in groups of four.

Refer Ss to the **Grammar box** (5b) on p.92.

Can you swim? < Yes, I can. No, I can't. can't = cannot

5b

swim run talk fly

1 Listen, point and repeat.

2 Can you talk? Yes, I can.

3 Can you fly? Yes, I can... A school.

4 Cody, it's you! Cody, it's you!

1 Listen to the dialogue, point to the corresponding frame and repeat each sentence.

2 Listen and circle a or b.

3 Tick (✓) or cross (X). Then ask and answer.

Can you swim? Yes, I can.

talk	Yes	No
swim	Yes	No
run	Yes	No
fly	Yes	No

Your friend

2 Listen to the CD and circle one of the two pictures.

3 Place a tick (✓) for the action you can do and a cross (X) for the ones you can't do. Then ask and answer with your partner, as in the example.

optional activities making the lesson more enjoyable and giving further practice

- Direct Ss' attention to the table and read the verbs aloud. Explain to Ss that they have to place a ✓ or X in the boxes under the four columns according to whether they, themselves, can/can't do the action.
- When all Ss have completed the boxes about themselves, divide them into pairs.
- Ss take turns asking each other questions using *Can you...* and the verbs given. Ss place a ✓ or X in the boxes under the *Your friend* column according to their partner's answers.
- Have pairs of Ss present the exchange to the rest of the class.

OPTIONAL

Don't break the chain

- This is a variation of the game *Simon* says.
- Ask Ss questions using *Can you...?* and encourage them to mime the action. The Ss must not perform the action if it isn't preceded by the words *Can you...* *Can you run?*
- If a S does so, he/she is out of the game.
- The last S remaining in the game wins. The winner can ask the questions in the next game.

Workbook

- Ss match the pictures to the correct verbs.

Key	1. talk	2. fly
	3. swim	4. run
- Ss complete the questions and short answers with the correct form of the verb *can*.

Key	1. can	2. can't	3. Can	4. can't
-----	--------	----------	--------	----------

Note

Photocopy the flashcards (elephant, penguin, hippo, crocodile, cat, dog, snake, rabbit, parrot, monkey), one set for every four Ss for the next lesson.

action depicted in the pictures.

- Play the CD and have Ss do the activity.
- Have Ss compare their answers in pairs first, then check as a class.

3

- Direct Ss' attention to the girls in the photo and ask them to guess what they are doing. They're looking at the table in activity 3 and they are asking questions about what actions they can do.
- Read the exchange and have Ss chorally repeat it. Have individual Ss model the exchange.

audioscripts and key to activities

instructions and key to Workbook activities

1 Ss match the pictures to the correct verbs.

2 Ss complete the questions and short answers with the correct form of the verb *can*.

Key 1. can 2. can't 3. Can 4. can't

Note Photocopy the flashcards (elephant, penguin, hippo, crocodile, cat, dog, snake, rabbit, parrot, monkey), one set for every four Ss for the next lesson.

a variety of activities

4 Revision

1 Look and write. I You He She

1 _____ 've got brown hair.

2 _____ 've got blue eyes.

3 _____ has got green eyes.

4 _____ has got black hair.

2 Look and circle Yes or No.

Robby

1 He has got big ears.
Yes / No

2 He has got a pet dog.
Yes / No

3 He has got a small mouth.
Yes / No

May

1 She has got a big nose.
Yes / No

2 She has got a pet cat.
Yes / No

3 She has got black hair.
Yes / No

1. Look at the pictures and complete the sentences with the correct personal pronouns.
2. Read the sentences, look at the pictures and circle Yes if the sentence is true or No if the sentence is false.

4 Project

1 Draw your best friend. Then write and say.

My best friend's name is Anna.
She has got fair hair and green eyes.

My best friend's name is _____

1. Read the text about Meg's friend. Draw your best friend and write about him/her. Present your work to the class.

boardgame consolidating previously taught language

Board game 1-4

START

Spell!

What's this?

Say the number! **10**

What are these?

Where are the dolls?

Where's the puzzle?

Say!

Say the colours.

He has got a pet...

Has he got...? Yes, he has.

She has got...

How many yo-yos?

Where are the balls?

How many snakes can you see?

Are they lollipops?

Say!

Spell!

FINISH

self-assessment section fostering learner autonomy

Now I can!

1 Say and tick (✓).

11 eleven **12** twelve **13** thirteen **14** fourteen **15** fifteen

2 Say and tick (✓).

1 cat **2** dog **3** snake **4** rabbit

3 Say and tick (✓).

fair hair ear brown hair

nose eye mouth

4 Say and tick (✓).

1 Have you got a pet cat? No, I haven't.

2 I've got a pet rabbit.

3 She has got small ears and a big mouth.

1. Say the numbers and tick the circles.
2. Say the parts and tick the circles.
3. Say the parts of the face and tick the circles.
4. Say the sentences and tick the circles.

tracing activity

1 Listen, repeat and trace.

dog

egg

fish

catchy songs

4 Sing.

Hello!

Hello, hello, hello!
I'm a dog.
Hello, hello, hello!
My name is Tod.
What's your name?
What's your name?

2 Write.

D _ d E _ _ F _ _

3 Look and match.

fish

dog

egg

5 Find the stickers.

dog

egg

fish



SAMPLE PAGES FROM **SMART JUNIOR 1 - STUDENT'S BOOK**

3b

1 Listen, point and repeat.

2

3

4

2 Listen and circle.

1

2

3

4

5 Play.

1 Listen to the CD, point to the corresponding frame and repeat each sentence.

2 Listen to the CD and circle one of the two pictures.

3 Ask and answer questions about the family photos, SA: Who's that? SB: It's my father.

storyline with attractive characters in everyday situations

game providing a meaningful context for practice

SAMPLE PAGES FROM **SMART JUNIOR 3 - STUDENT'S BOOK**

3a Let's play

1 Look and listen.

stand up sit down run

Let's play, Simon says!
Simon says, 'sit down!'
Yeah!!
Simon says, 'stand up!'

Simon says, 'run and climb the slide!'
Wow!

2 Listen and repeat.

3 Look and write.

Stop Sit down Stand up Run

1 Stand up.

2

3

4

4 Listen and number (1-4).

a b c d

5 Play a game.

Simon says, "run!"

story including lively dialogues

listening activity

fun activities practising the new language in an enjoyable way

8a The basket

1 Look and listen.

Look, a picnic basket.

What's inside?

There are some cherries, some strawberries and peaches. Oh, and there are some eggs and tomatoes, too!

And some plastic plates and cups.

Are there any sandwiches? I'm hungry.

Look! Here's a photo. Let's find this girl.

But... whose basket is it?

OK! Mel! Mel! Oh, Mel!

No, Mel. But there are some bananas over there.

2 Listen and repeat.

3 Look at activity 1 and circle T for True or F for False.

1 There are some plates and cups in the basket.	<input type="checkbox"/> T	<input type="checkbox"/> F
2 There aren't any strawberries in the basket.	<input type="checkbox"/> T	<input type="checkbox"/> F
3 There are some sandwiches in the basket.	<input type="checkbox"/> T	<input type="checkbox"/> F
4 There aren't any cherries in the basket.	<input type="checkbox"/> T	<input type="checkbox"/> F

4 Look and write.

1 _____ 2 _____

3 _____ 4 _____

5 _____ 6 _____

5 Look!

There's a banana.	cherry → cherries
There are some bananas.	tomato → tomatoes
Are there any bananas?	knife → knives
There aren't any bananas.	

6 Complete with some or any.

- There are _____ tomatoes in the bag.
- There aren't _____ plates on the table.
- There aren't _____ eggs in the basket.
- Are there _____ knives in the bag?
- There are _____ peaches on the table.
- Have you got _____ sandwiches?

7 Listen and match the items with the children.

1 _____ 4 _____

2 _____ 5 _____

3 _____ 6 _____

8 Play a game.

Are there any peaches in your basket?

Are there any cherries in your basket?

No, there aren't.

Yes, there are.

a reading comprehension activity

texts giving cultural and cross-curricular information

smart world 4

1 Listen and repeat.

tennis tennis player champion cream

2 Listen, read and match.

1 Umbrellas! Sometimes it rains at Wimbledon, so take an umbrella!

2 Strawberries and cream. Everyone eats it there.

3 Tennis players always wear white clothes at Wimbledon.

What sport is popular in your country?

In England tennis is very popular. Every year, in the last week of June and the first week of July, people from all over the world go to Wimbledon, near London.

They see the world's best tennis players. After two weeks of tennis, there are two tennis champions. Visit Wimbledon, the home of tennis and see these things:

3 Read and write T for True or F for False.

- Wimbledon is in England.
- Tennis players wear white clothes.
- Tennis players always have an umbrella.
- Wimbledon begins in the winter.

smart time 4

1 Listen and repeat.

glass paper metal plastic

2 Listen and read.

Recycling

is collecting things and using them again. Recycling is good for the environment. We can recycle glass, paper or metal. So, don't throw away your old newspapers, empty bottles, cans or your old mobile phone in the rubbish. There are recycling bins in many places. They are different colours. Recycling is easy and fun!

We can recycle paper 8 times!

3 What are they made of? Match. Then, tick (✓) the items we can recycle and cross (X) the ones that we can't.

1 _____ 2 _____ 3 _____ 4 _____ 5 _____

6 _____ 7 _____ 8 _____ 9 _____

3 Reading time

1 Listen, read and match the headings. Write a-e.


a. Today's games b. A special fire c. The Olympic flag d. Winning a medal e. How it started

Social Studies


ring mascot light a flame

FASTER! HIGHER!


The Olympic Games are the biggest sports event in the world. Over 10,000 athletes from around the world take part in more than 20 sports!



1. The first Olympic Games took place in ancient Greece in 776 BC and lasted one day. After that, the games took place every four years in the town of Olympia. That's how the Olympics got their name. During the Olympic Games there was peace. People stopped the wars. In 393 AD the Games stopped for more than 1,500 years!




2. In 1894 a Frenchman, Pierre de Coubertin, wanted to bring back the Games. So two years later, the first modern Olympic Games took place in Athens, the capital of Greece. Now the Games last for two weeks and take place every four years, but in a different country each time.




3. The rings on the Olympic flag show the five continents. The Olympic flag has got at least one colour from the flag of every country.

STRONGER!

4. Before the Olympics start, people light a flame at Olympia. Then athletes carry the flame around the world to the city where the Games are going to take place.



5. Athletes train hard because they want to take part in the Olympic Games and win a medal. In ancient Greece all winners were heroes!



2 Answer the questions.

- What are the Olympic Games?
- Where did the first Olympic Games take place?
- When and where did the first modern Olympic Games take place?
- What has the Olympic flag got?
- What happens before the Games start?
- Why do athletes train hard for the Olympics?

Let's chat

Do you like the Olympic Games? Why or why not? What other sports do you think should be in the Games? Who is your favourite athlete?

factual texts

activities encouraging critical thinking and personal response

2 Our world

1 Read and listen to the following advice for travellers. Where does the information come from? Circle a, b or c.

a. A poster at an airport b. A book about travelling to different countries c. Advertisements for trips to South Korea and Brazil


Social Studies

be on time polite ≠ impolite


You should use pink wrapping paper in South Korea. You shouldn't write a note with a red pen in South Korea.

In SOUTH KOREA...

It's a good idea to take a gift when you go to someone's house for dinner. Fruit and chocolates are nice gifts. Use yellow or pink wrapping paper because these colours bring "happiness". You should offer your gift with two hands. You can write a note but not with a red pen because it's bad luck.




After you finish your food, you should put your chopsticks on the table.




In BRAZIL...

Men usually shake hands when they meet and women kiss each other twice on the cheeks. Sometimes they also hug.



You should arrive at least 30 minutes late when you visit someone's home. It's impolite to arrive earlier. You should take a gift, too. If you can't take a gift, it's a good idea to send flowers the next day.




2 Read and answer the questions.

- Why should you wrap gifts in yellow or pink paper in South Korea?
- Where should you leave your chopsticks after your meal?
- How many times do Brazilian women kiss?
- Should you arrive on time when you visit a Brazilian home?

3 Listen to some travel tips when visiting China and write T for True or F for False.

- You should move your hands a lot when you speak in China.
- You shouldn't say "no" when you're in China.
- You should always be on time in China.
- It's polite to take flowers to someone's house in China.
- In China, the number four is lucky.
- You should give a gift with two hands in China.



4 Now talk about your country. Say what you should/shouldn't do in the situations below. Use the ideas in the boxes and your own.

School

- raise your hand to speak
- chew gum
- talk when the teacher is talking
- be 15 minutes late for class
- stand up when the teacher comes into the classroom

At a restaurant and during a meal



- eat with your hands
- clean your mouth with your shirt
- talk while you're chewing
- talk on your mobile phone
- talk when someone else is talking

In the street

- throw rubbish in the street
- throw your gum in the street
- smoke

texts familiarising students with different cultures

SMART Grammar & Vocabulary



→ Recommended Readers for:

Smart Junior 1

Red and Blue
Yellow and Green
5 Marbles
Baby Brother
Cookies
Where's Lucy?

Smart Junior 2

Yellow Ted
The Old House
My Family
Toy Party
Let's go home
Where's Fluffy?
My Red Car
Black Ant
Big Shoes
Jumping Hat
Snowy
A Funny Story
Cookie Land
The Ugly Duckling

Smart Junior 3

Jasper's Pot of Gold
The Princess and the Frog
Pinocchio
The Fox & the Dog
Aladdin
Felix and the Fairy
The Selfish Giant
The King's New Suit

Smart Junior 4

The Tin Soldier
Puss in Boots
Rumpelstiltskin
Jingle's Christmas Adventure
Sleeping Beauty
The Emperor's Nightingale
The Wishing Fish
Mowgli
Ali Baba & the 40 Thieves
Peter Pan
The Short-necked giraffe

Smart Junior 5

Tom Sawyer
Theseus and the Minotaur
The Happy Prince
Paul and Pierre in Paris
Lisa goes to London

Smart Junior 6

Robin Hood
Gulliver in Lilliput
Lisa in New York
The Table, the Ass and the
Stick Lisa visits Loch Ness
The Mix-up
White Fang
The Magic Ring
Beauty and the Beast
The Wizard of Oz



129 Colney Hatch Lane, Muswell Hill, London N10 1HD, United Kingdom
info@mmpublications.com www.mmpublications.com

Offices: UK Cyprus France Greece Poland Turkey USA
 Distributors - Agents throughout the world

Place your orders through your local distributor / agent



ISBN: 978-960-573-597-5



Produced in the EU